



Apply all
common
floor finishes,
including LVT

DUNLOP FX-5000 FLOORING ADHESIVE

A ready mixed, general purpose flooring adhesive suitable for installing carpet, vinyl and LVT.



LVT



Carpet



Vinyl



Walkable
from 2 hours



Passes lowest
emission level



For your peace
of mind

HOW TO INSTALL LVT:



▶ Watch Now


PREPARE



Ensure that the subfloor is level, free from moisture, dust and any other barriers to adhesion.

Allow both the LVT and adhesive to come to room temperature for at least 24 hours and maintain for 48 hours prior, during and after installation.


INSTALL



Apply the adhesive evenly to the substrate using an A2 serrated trowel, held approximately at a 60° angle to the subfloor. Once the adhesive is spread, leave it to air for approximately 5-10 minutes before you apply the LVT.

After the 5-10 minute airing time, apply the LVT directly into the wet adhesive. You'll have a working time of about 10-15 minutes so aim to apply an area of adhesive you can reasonably cover in that time.

Ensure good contact by pressing the floorcovering firmly into the adhesive on the floor, using a wide hand roller. Periodically check that the adhesive has transferred to the rear of the floorcovering. Remove any air pockets with a cork board or rubbing tool whilst the adhesive is still wet.



FINISH



Installed floorcoverings can be walked on in approximately 2 hours.

Maintain room temperature for 48 hours after installation.

SUITABLE FOR:


- ✓ LVT
- ✓ PVC sheet and tiles
- ✓ Cushioned vinyl
- ✓ Woven flooring
- ✓ Textile flooring with fleece, TR, jute and latex foam backing

APPLICATION AREAS:

- ✓ Kitchens
- ✓ Bathrooms
- ✓ Living rooms
- ✓ Bedrooms

BACKGROUNDS:

- ✓ Levelling compounds
- ✓ Cement and sand screeds
- ✓ Concrete
- ✓ Wood, chipboard and plywood
- ✓ Anhydrite screeds



Scan for
product info,
datasheets,
and videos.

Dunlop Sales: 01782 591160
Dunlop Technical: 01782 591120
info@dunloptrade.com
www.dunloptrade.com

Dunlop FX-5000 Coverage

Floorcovering Type	Trowel Type	Coverage	Coverage per 6kg tub
PVC flooring, LVT, Cushioned vinyl flooring	TKB A2	330g/m ²	18.2m ²
Textile flooring with matted backing Textile flooring with jute backing Textile flooring with TR backing	TKB B1	380g/m ²	15.8m ²
Woven flooring Textile flooring with rough backing	TKB B2	530g/m ²	11.3m ²

Note: Coverage is dependent on surface structure and absorbability of subfloor.

Airing Times and Working Times

Floorcovering Type	Airing Time	Working Time
PVC	5-10 minutes	10-20 minutes
Cushioned Vinyl	5-10 minutes	10-20 minutes
LVT	5-10 minutes	10-15 minutes
Textile	5-10 minutes	5-10 minutes

Airing Time:

The time the adhesive must be left open before applying the floorcovering.

Working Time:

The time in which the adhesive can receive a floorcovering after the initial airing time.

